


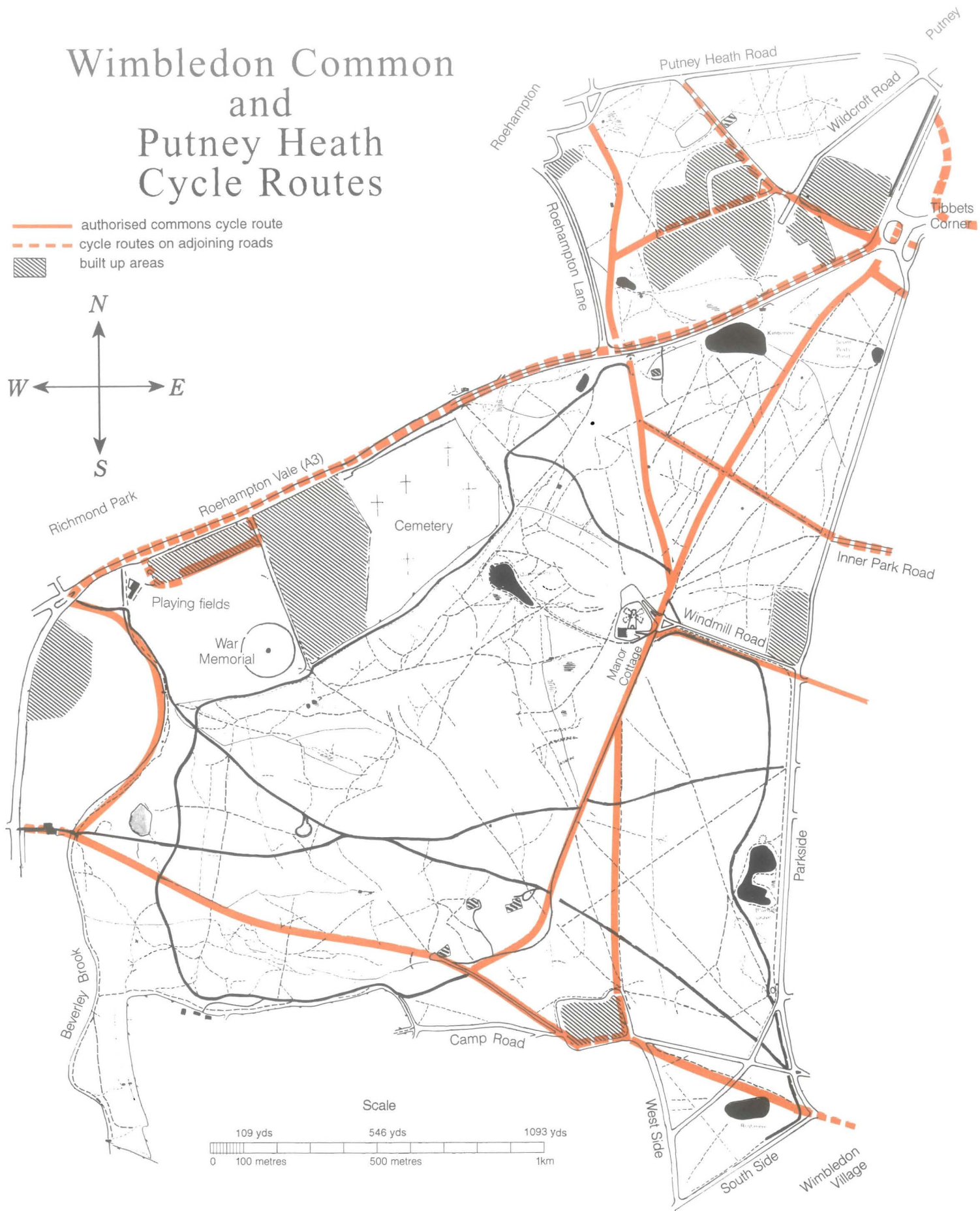
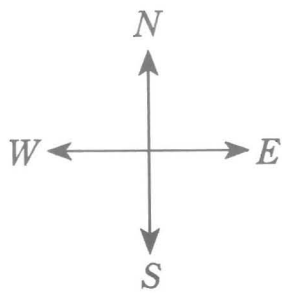


# Wimbledon Common and Putney Heath Cycle Routes

-  authorised commons cycle route
-  cycle routes on adjoining roads
-  built up areas



## NOTE

The routes shown in orange above are the only places where cycling is permitted on the commons  
 Cycling is **NOT** permitted on Putney Lower Common  
 Persons cycling on the commons other than on these routes are liable to prosecution.

To avoid damage to the Commons and danger to other users, cycling is permitted only on certain routes.

Your attention is drawn to Bye-Law No.14 which states:

“Except upon roads, cycle paths or parking spaces prescribed for the purpose by the Conservators, no unauthorised person shall draw, drive, ride, stand or place any wagon, van, cart, carriage, truck, bicycle, tricycle, motor car or other vehicle upon the Commons including the footpaths or horse rides traversing the same.”

**PERSISTENT OFFENDERS  
WILL BE PROSECUTED**

The enclosed map shows details of routes where Cycling **is** permitted. These routes are marked with the blue ‘Cycle Route’ sign as seen on the front cover which are fixed to posts along the routes.

Anyone using the Commons must always give consideration to other users and you are advised that these routes are **NOT** exclusive to cyclists and that priority must at all times be given to pedestrians. and cycling speed must be controlled

Some routes also cross over or double-up as horse rides and in such cases priority must be given to horses in the interests of safety.

---

Further Information can be obtained from

**Manor Cottage  
Wimbledon Common  
Tel: 020-8788 7655**

**WIMBLEDON AND PUTNEY  
COMMONS CONSERVATORS**

# Cycling on the Commons



SPRING 2001